

Invacare® Top End® Force™ K Handcycle

Price List and Order Form

Effective May 15, 2008 Revised January 1, 2014

For accuracy of ordering, please fax order to Top End at 727-522-1007 or e-mail to TopEndOrders@invacare.com

For questions call 800-532-8677 or 727-522-8677.

To order Literature: 800-828-6282

www.topendwheelchair.com



TOP END®

Provider Name _____ Date _____ Top End Job Number _____

Account # _____ P.O. # _____ Phone # _____ Fax # _____

Address _____ City _____ State _____ Zip Code _____

Customer Name _____ Email _____ Phone No _____

Address _____ City _____ State _____ Zip Code _____

Ship order to: Provider Customer

Order will ship to Provider unless otherwise noted.

TOP END FORCE K HANDCYCLE: KNEEL POSITION

- FRCK** Top End Force K Kneeler
Complete pages 1, 2, K1 and K2 \$7495.00
 - FRCK** Top End Force K Double Amp Kneeler
Complete pages 1, 2, DA1 and DA2..... \$7495.00
 - FRCK5** Top End Force K less wheels and cassette..... \$7195.00
 - CAD Drawings**Standard
- E-mail address and approval required _____

Customer Detail: Height _____ Weight _____ Disability _____

10 SPEED: STANDARD COMPONENTS

- SRAM® X9 10 Speed Trigger Shifter, SRAM® Derailleur and 11-36 cassette
Right Handle Mount Shifter and brake lever: Cane Creek® SCR-3 brake calipers
Fork mounted locking second brake /SRAM Hollow Pin Chain... **Standard**

10 SPEED COMPONENT UPGRADES:

Shifter / Brake / Front Wheel Derailleur Package

- XLT 79** SRAM® XX 10 Speed Right Handle Mount Shifter and brake
SRAM® X.X. Derailleur, Hollow Pin Chain, SRAM 11-36 Cassette
Fork mounted locking second brake 750.00
- XLT82** SRAM® 11-28 (available with XLT 79 only)50.00³

UPPER DERAILEUR:

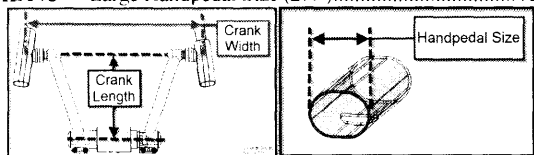
- Thumb shifter activated derailleur..... **Standard**
- OmitNo Charge

CHAIN RINGS: (choose one)

- 53-39Standard
- 48-39-24No Charge

HANDPEDALS:

- Power Plates **Standard**
- Medium Handpedal Size (1 1/4") **Standard**
- XLT172** Small Handpedal Size (1 1/2")..... 75.00
- XLT173** Large Handpedal Size (2 1/4")..... 75.00



CRANK ARMS: Tapered V Crank (choose length and width)

Length (mm): 190mm 200mm 210mm 220mm 230mm 240mm
Width (inches): 18" 20" 22"

- XLT46** Extra crank arms: Length _____ Width _____..... 200.00

PERFORMANCE UPGRADE:

- XLT60*** SRM® Training System 3250.00¹

FOOTNOTES

¹ SRM® Power Meter is a state of the art measuring tool. It is like connecting a computer to your handcycle. Not available with a chainring less than 39. Visit SRM.de for more details. Standard discount does not apply

CAMBER: (choose one) 3° 6°

WHEELS (Threaded Axle Only)

26" High performance wheels with high pressure clincher tires: **Standard**

PERFORMANCE WHEEL UPGRADE: (does not include standard wheels)

- XLT75** Top End Carbon (tubular) 2350.00
- XLT 78** Top End/Spinergy® Carbon (clincher) 1800.00
- XLT67** Corima® AERO 26" Carbon (tubular)..... 3000.00
- XLT77** Time Trial Package: (tubular only)
Front Wheel: 26" Corima® AERO Carbon
Rear Wheels: Corima Disc..... 3250.00
- XLT62** High Performance 700C wheels (choose one):..... 750.00
- Clincher or
- Tubular

TIRE UPGRADE:

- XLT51** Continental® Grand Prix 4000 (clincher) 135.00
- XLT52** Continental Sprinter (tubular) 125.00

SAFETY & COMFORT OPTIONS

- Seat and Back Cushions **Standard**
- Chain Guard **Standard**
- Safety Flag **Standard**
- Crank width adaptor set (adds 1.5" per set)..... 20.00
- XLT84** Tool and Tire Repair Kit 90.00
- XLT71** Mirror, Leg Rest Mount 30.00
- XLT12** Mirror, Chain Guard Mount 35.00
- XLT63** Water Bottle & Cage 35.00
- XLT13** Backpack Hydration System 100.00
- XLT28** Heart Rate Monitor 100.00
- XLT141** Cordless Computer 125.00
- XLT14** Helmet 75.00
- Small (6 5/8" - 7") Medium (6 7/8" - 7 1/2") Large (7 1/4" - 7 5/8")
- XLT16** Extra Safety Flag 30.00
- XLT6** Front Safety Light 25.00
- XLT7** Rear Flashing Light 25.00
- XLT 33** Alignment Gauge 75.00
- XLT20*** Bike Rack for Trailer Hitch 450.00
- 1 1/4" (Std.) 2"
- XLT40** Cable Kit 35.00
- XLT74** Extra Steering Dampener 10.00
- XLT86*** LeMond® Revolution™ Trainer w/ power meter 1250.00
- XLT87*** LeMond Revolution Trainer w/o power meter 850.00
- XLT42** Indoor Stationary Trainer 250.00
- XLT97*** SportCrafters Mini-Roller Trainer 350.00
- TER126** Click Strap Large (pad length~12") 86.00
- TER125** Click Strap Med (pad length~10") 80.00
- TER124** Click Strap small (pad length~8") 75.00
- RACE4*** Wheel Bag 180.00
- RACE 20*** Handcycle Travel Bag 300.00
- RACE13*** Top End Bike Jersey L XL 70.00
- RACE22*** Top End T-Shirt L XL 10.00
- Freight*** XLT 20, 42, 86, 87, 97, Race 4 &/or Race20 \$ _____

* Indicates an item where the standard discount does not apply or there are additional shipping charges or both. Please request a quote.

Invacare® Top End® Force™ K Handcycle

FRAME COLOR AND UPHOLSTERY

UPHOLSTERY Black std
CONTEMPORARY COLORS

Wet Black White Snow Silver Metallic
 Stealth Black

WAY COOL COLORS

Royal Blue Midnight Blue Grasshopper Green

TOO HOT COLORS

Tangerine Red Raspberry Red Grape Madness
 Safety Yellow Orange Bubblegum Pink

P1 Two color option \$100
Fork color _____ Frame color _____

Special Instructions:

Frame – Ovalized 6061-T6 aluminum aircraft tubing.

Removable Fork – 6061-T6 aluminum, super stiff with fixed crank height.

Frame Design – Custom.

Wheelbase – Range: 51” – 56” depending on type of handcycle and customer disability.

Turning Radius – 18 feet for 360° circle, 12 feet w/one backing maneuver.

Static Tip Angle - 39° for 250 lb subject.

Propulsion System – Features a combination of SRAM and Top End components, 30 speeds, 48-39-24 chain rings and 11/36 cassette as standard. The 11/36 cassette is operated by the trigger shifter which is mounted on the right (standard) hand pedal. It operates both the 12/36 cassette and the hands-on brake. A parking brake/second brake is mounted on the left side of frame. Thumb shifter activated upper derailleur for chain rings is standard. Customer can also omit and “finger” shift. Caution advised.

Crank set – Top End V crank set with integral pedal bearings are standard. To choose the width for the crank, consider the end user's shoulder width. The width is measured horizontally center to center to the point at the middle of the hand pedal. Length of crank set depends on the length of the arms. The length is measured perpendicular from the center of the crank to the center of the hand pedal spindle.

Steering – Pivot steering and raked fork for controlled turning and stability.

Hand pedals – Hand pedals are made of lightweight aluminum and are ovalized to precisely fit the hand. The bearings which allow the pedal to rotate while pedaling are located in the crank set and not in the pedal, which makes this pedal very comfortable. Power Plates consist of flat aluminum plates welded the lower end of the pedal.

Performance wheels – Spoked wheels with threaded axles and alloy rims. 14 gauge stainless steel spokes. 26" x 1" (571) High Performance Clincher Tire/Tube 100psi

Carbon Wheel Upgrades – Threaded axle only

1. 26" Top End Wheels w/Carbon composite rim and stainless spokes. 24 spokes front, 20 spokes rear. Tubular only.
2. 26" Spinergy Wheels w/Carbon rim. Clincher only
3. 26" Time Trial Package: 26" Corima AERO Front Wheel w/ Carbon/Graphite composite rim and stainless ovalized spokes and Corima® Disc Rear Wheels. Tubular only.
4. 26" Corima AERO Wheels w/ Carbon/Graphite composite rim and stainless ovalized spokes. Tubular only.

Upholstery – Black nylon mesh upholstery and foam standard.

Warranty – 3 year on frame and fork to original owner/limited parts warranty.

Assembly – Shipped completely assembled except for rear wheels. Shipping weight is 65 – 70 lbs.

Options – See front of form and go to www.topendwheelchair.com for detailed photos.

The SRM® Power Meter is a state of the art measuring tool. It is like connecting a computer to your handcycle. Visit SRM.de for more details. The Power Meter is integrated directly into the Top End cranks. This is used worldwide by many top professional cyclists and handcyclists. Tool bag includes 22 tools in 1, a unique 3 piece design plus tire patch kit, CO2 tire inflators; tire changing tools and zippered tool bag. Everything you need all in one handy pouch.

Invacare Corporation www.invacare.com

TOP END
Sports and Recreation
Products
4501 63rd Circle North
Pinellas Park, FL USA
33781-5914

All rights reserved. Trademarks are identified by the symbols ™ and ®. All trademarks are owned by or licensed to Invacare Corporation unless otherwise noted. Shimano and Rapid Fire are registered trademarks of Shimano Inc. Spinergy is a registered trademark for Spinergy Corp.–Zipp is a registered trademark of Compositel, Inc. Cane Creek is a registered trademark of Cane Creek Cycling Components. Corima is a registered trademark of Corima SA. SRM is a registered trademark of SRM Service Center Inc. USA SRAM is a registered trademark of SRAM Corp. Continental is a registered trademark of Continental Corp. Rotor is a registered trademark of Rotor Components, LLC. LeMond and Revolution are a registered trademarks of Lemond Fitness, Inc.

©2014 Invacare Corporation



Yes, you can.®

Invacare® Top End® Force™ K Handcycle

Invacare® Top End® Force™ K Handcycle

(Top of Shoulder Joint)
A
Seat Surface

(Center of Shoulder Joint)
B
Floor

C
Floor

E

D

F

1. Crank Height: 15" 16" 17"

2. Wheel Base: Standard (55") Other _____

3. Backrest to Crank: _____
Help: 'A' + 'B' - 20" = typical

4. Backrest Height: Standard (20") Other _____

5. Backrest to Knee Block: _____
Help: 'C' + 2" = typical

6. Footrest to Kneeblock: _____
Help: 'D' = typical

7. Seat Width: _____
Help: 'E' = typical

8. Knee Width: _____
Help: 'F' + 1/2" = typical


page: K1

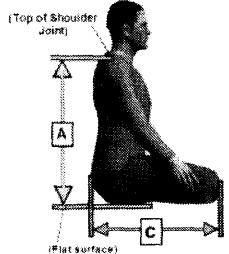
All prices subject to change without notice. All prices in U.S. dollars. All orders F.O.B. Pinellas Park, Florida USA

For the most current pricing information go to www.invacare.com.

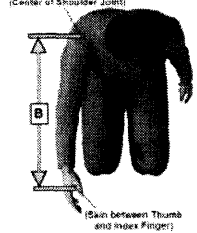
Invacare® Top End® Force™ K Handcycle

Invacare® Top End® Force K Double Amp Handcycle






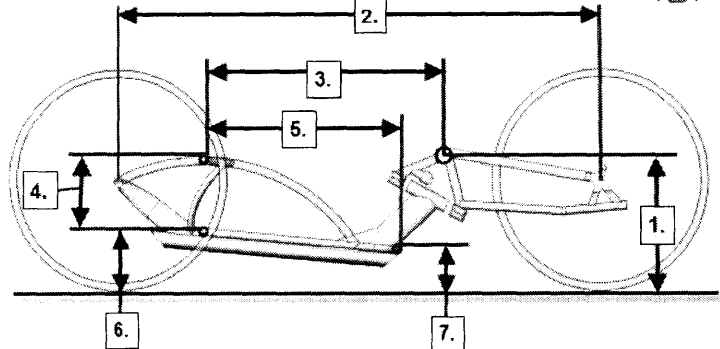
(Top of Shoulder Joint)
A
C
(Flat surface)

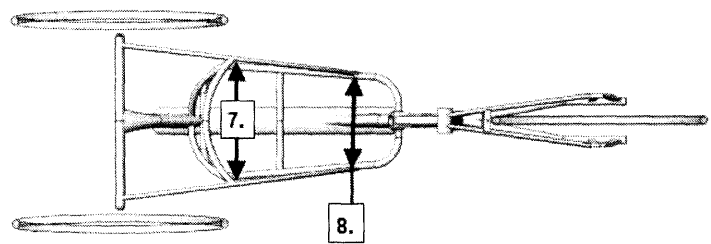


(Center of Shoulder Joint)
B
(Skin between Thumb and Index Fingers)



E





1. Crank Height: 15"(std) 16" 17"

2. Wheel Base: Standard (55") Other _____

3. Backrest to Crank: _____
Help: 'A' + 'B' - 20" = typical

4. Backrest Height: Standard (9") Other _____

5. Backrest to Front of Seat: _____
Help: 'C' + 2" = typical

6. Rear Seat Height: 7"(std) 8" 9"

7. Front Seat Height: 5"(std) 6" 7"

7. Seat Width (between tubes): _____
Help: 'E' = typical

8. Knee Width (between tubes): _____
Help: 'E' + 1" = typical

page: DA1

NOTE: All specifications and dimensions are approximate.
 For the most current pricing information, go to www.invacare.com/homecare.

Invacare Corporation
TOP END
 Sports and Recreation Products
 4501 63rd Circle North
 Pinellas Park FL USA
 33781-5914

www.invacare.com

©2010 Invacare Corporation
 All rights reserved. Trademarks are identified by the symbols ™ and ®. All trademarks are owned by or licensed to Invacare Corporation unless otherwise noted. Products designated by ASL are Manufactured by Adaptive Switch Labs, Inc. Sun® is a registered trademark of Sun Components Inc. Spinerigy™ is a registered trademark of Spinerigy Corp. Schwalbe is a registered trademark of RALF BOHLE GmbH in Reichshof Germany. Frog Legs is a registered trademark of Frog Legs, Inc. Kenda is a registered trademark of Kenda Rubber Industrial Co. Ltd. Specifications and prices are subject to change without notification.

